

40 MM TUB WALL OFF FLOOR LEVEL

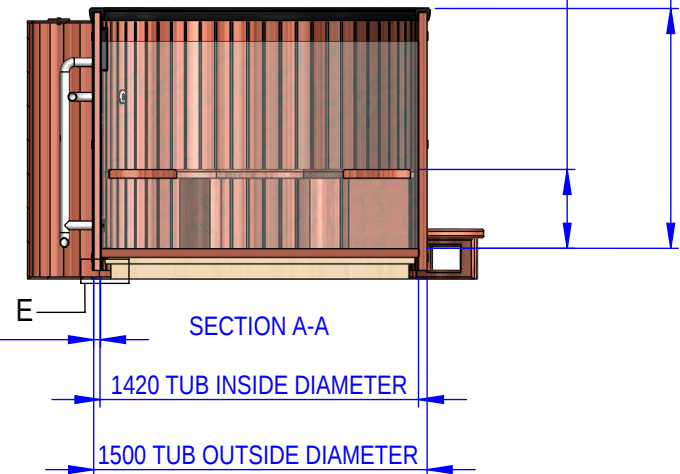
STRAIGHT STEPS  
(OPTIONAL EXTRA)

CURVED STEPS  
(OPTIONAL EXTRA)

365 MM SEAT HEIGHT

1110 MM INSIDE TUB HEIGHT

DETAIL E  
SCALE 1 : 15

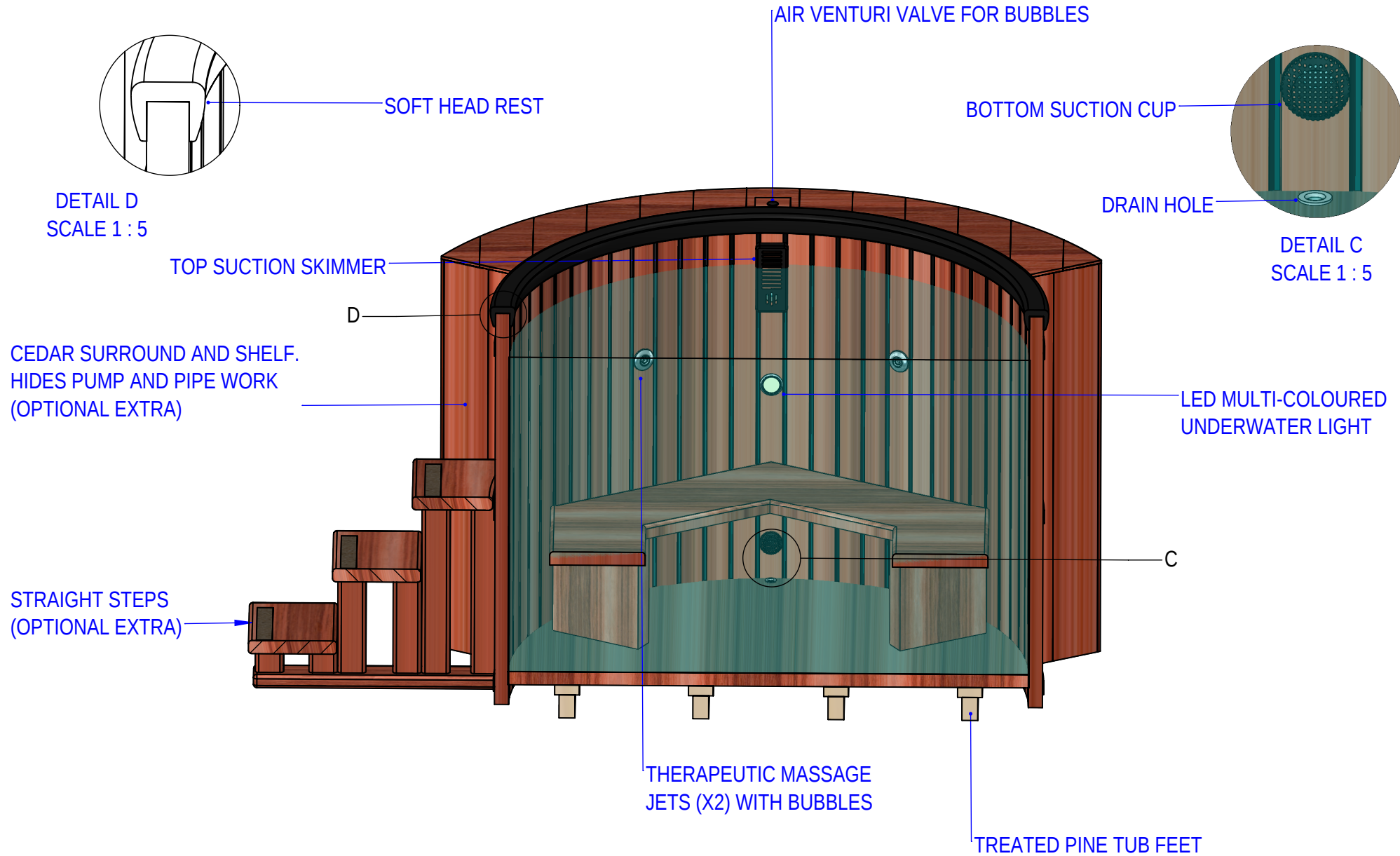


Copyright of Cedar Wood Tubs LTD

THE INFORMATION CONTAINED IN THIS DRAWING IS THE SOLE PROPERTY OF CEDAR WOOD TUBS LTD  
ANY REPRODUCTION IN PART OR WHOLE WITHOUT THE WRITTEN PERMISSION OF CEDAR WOOD TUBS LTD IS PROHIBITED

Drawing		Scale 1:35	Drawn By Chris S
1.5 MTR CEDAR WOOD TUB		Drawing Sheet Size A4	Drawn Date 26/10/2016
Project	Third Angle Projection	Decimal Places To 2 Places Unless Specified	Approved By
Weight	Surface Coating	Drawing # 1	Approved Date





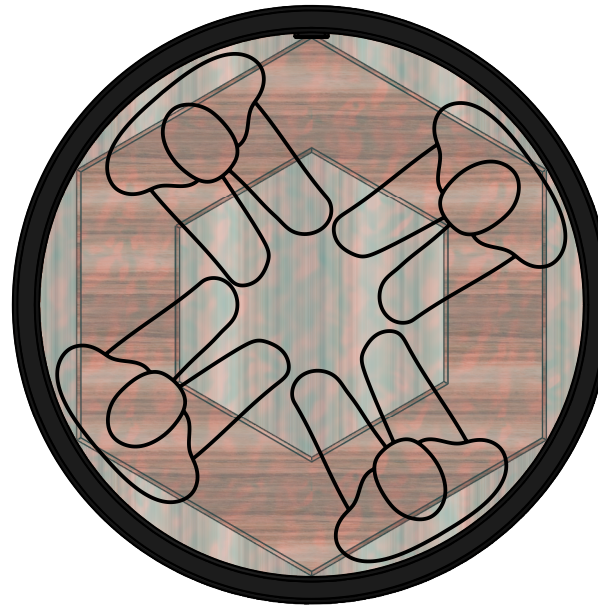
Copyright of Cedar Wood Tubs LTD

THE INFORMATION CONTAINED IN THIS DRAWING IS THE SOLE PROPERTY OF CEDAR WOOD TUBS LTD  
ANY REPRODUCTION IN PART OR WHOLE WITHOUT THE WRITTEN PERMISSION OF CEDAR WOOD TUBS LTD IS PROHIBITED

Drawing	1.5 MTR CEDAR WOOD TUB	Scale 1:15	Drawn By Chris S
Project	Third Angle Projection	Drawing Sheet Size A4	Drawn Date 26/10-2016
Weight	Surface Coating	Decimal Places To 2 Places Unless Specified	Approved By
	Drawing # 2		Approved Date



## 1.5 MTR 4-6 PERSON TUB



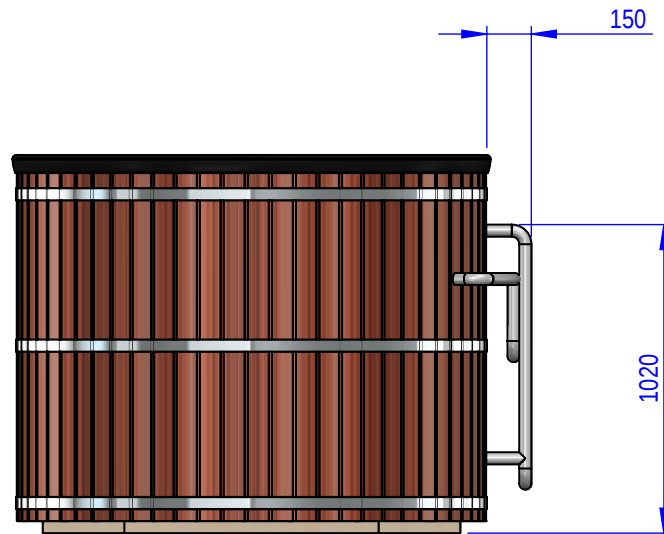
Copyright of Cedar Wood Tubs LTD

THE INFORMATION CONTAINED IN THIS DRAWING IS THE SOLE PROPERTY OF CEDAR WOOD TUBS LTD  
ANY REPRODUCTION IN PART OR WHOLE WITHOUT THE WRITTEN PERMISSION OF CEDAR WOOD TUBS LTD IS PROHIBITED

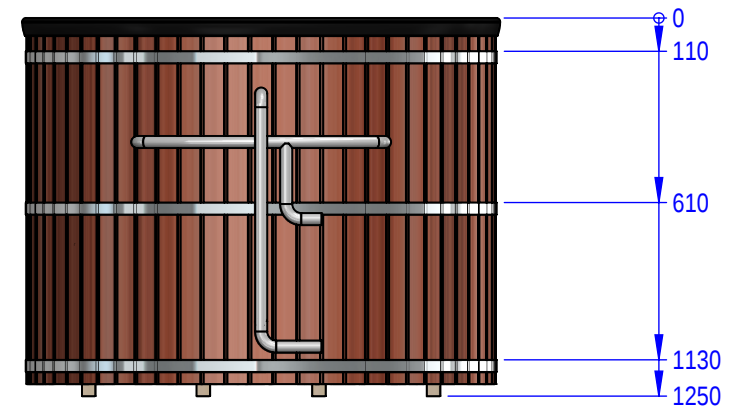
Drawing		Scale 1:20	Drawn By Chris S
1.5 MTR CEDAR WOOD TUB		Drawing Sheet Size A4	Drawn Date 26/10/2016
Project	Third Angle Projection	Decimal Places To 2 Places Unless Specified	Approved By
Weight	Surface Coating	Drawing # 3	Approved Date



## PIPE MEASUREMENTS



## BAND MEASUREMENTS



Copyright of Cedar Wood Tubs LTD

THE INFORMATION CONTAINED IN THIS DRAWING IS THE SOLE PROPERTY OF CEDAR WOOD TUBS LTD  
ANY REPRODUCTION IN PART OR WHOLE WITHOUT THE WRITTEN PERMISSION OF CEDAR WOOD TUBS LTD IS PROHIBITED

Drawing		Scale 1:20	Drawn By Chris S
1.5 MTR CEDAR WOOD TUB		Drawing Sheet Size A4	Drawn Date 26/10/2016
Project	Third Angle Projection	Decimal Places To 2 Places Unless Specified	Approved By
Weight	Surface Coating	Drawing # 4	Approved Date

